



SLOPESIDE SCHOOL PROGRAM

2022-23 Groups Information Package

Planning Your Groups Visit

A little planning can go a long way in making your group visit to Sun Peaks as enjoyable as possible. The alpine environment is constantly changing and you should be prepared for all types of weather. We recommend that you go over the below topics with students before arrival.

Clothing and Accessories

Below is a checklist of suggested clothing for those not familiar with the alpine environment. You will be most comfortable if you dress in layers that can be removed or added as necessary.

Recommended Items for ALL Outdoors Activities:

- Gloves or mitts – ***MANDATORY***
- Thermal layers
- Warm socks
- Warm fleece or sweater
- Snow pants
- Winter jacket
- Warm hat or toque
- Goggles and/or sunglasses
- Warm, winter boots for **ALL outdoor activities.**

Helmets

Helmets are mandatory at all times for all alpine groups. The rental packages include helmets for both skiers and snowboarders.



For lift, lessons and rentals contact:
Kevin Jones | **Groups Specialist**
Sun Peaks Resort LLP
250.578.5550
sales@sunpeaksresort.com



For accommodation contact:
Tourism Sun Peaks
250.578.5380
admin@sunpeakstourism.com



SLOPESIDE SCHOOL PROGRAM

Alpine Safety

It is essential that all skiers and snowboarders know and abide by the rules of the **Alpine Responsibility Code (ARC)**. Violations of this code may result in loss of lift privileges or injury. The ARC is posted in various locations on the mountain.

The ski area boundaries are marked with ropes and signs, and also marked on our area maps. Sun Peaks Resort accepts no responsibility for the safety of persons choosing to cross these boundaries. Rescue of out of bounds persons may or may not be possible and should costs arise from rescue operations persons involved may be charged.

ALPINE RESPONSIBILITY CODE (ARC)



- 1 Always stay in control. You must be able to stop, or avoid other people or objects.
- 2 People ahead of you have the right-of-way. It is your responsibility to avoid them.
- 3 Do not stop where you obstruct a trail or are not visible from above.
- 4 Before starting downhill or merging onto a trail, look uphill and yield to others.
- 5 If you are involved in or witness a collision or accident, you must remain at the scene and identify yourself to the Ski Patrol.
- 6 Always use proper devices to help control runaway equipment.
- 7 Observe and obey all posted signs and warnings.
- 8 Keep off closed trails and obey area closures.
- 9 You must not use lifts or terrain if your ability is impaired through use of alcohol or drugs.
- 10 You must have sufficient physical dexterity, ability, and knowledge to safely load, ride, and unload lifts. If in doubt, ask a lift attendant.



For lift, lessons and rentals contact:
Kevin Jones | **Groups Specialist**
Sun Peaks Resort LLP
250.578.5550
sales@sunpeaksresort.com



For accommodation contact:
Tourism Sun Peaks
250.578.5380
admin@sunpeakstourism.com



SLOPESIDE SCHOOL PROGRAM

Lesson Itinerary

Lessons are mandatory for school groups. Our instructors can teach all types and levels, and will encourage safe outdoor adventures in a fun atmosphere.

Time	Activity	Location
9:00am	Arrive at Sun Peaks Resort and meet a Sports School Representative	The Annex or Nordic Centre
	You will be greeted to discuss safety, lesson times, lesson location and handed out your lift tickets. Please hand in signed waivers at this time.	
9:30am	Collect rental equipment	Village Day Lodge or Nordic Centre
	You will be escorted to rentals where our rental staff will be waiting to hand you your equipment for the day. Your information will have already been entered in to our system from the Rental Preset you completed prior to arrival.	
10:30am	2-hour morning lesson begins	Sun Kids Corral
	Once through rentals, the group can begin making their way outside to the Sun Kids Corral where they will be checked in, given an arm band, and assigned to their instructor. Once everyone is checked in, the groups will then depart.	
12:30pm	Lunch	The Annex
	Once the morning portion of the lesson has finished, groups will be dismissed to the Annex where teachers/chaperones will be waiting. Enjoy a pre-purchased meal or a packed lunch.	
1:30pm	2-hour afternoon lesson begins	The Annex
	Once finished with lunch, your instructors will meet you outside the Annex to resume the afternoon lesson, if applicable.	
3:30pm	Rental return and leave resort	Village Day Lodge or Nordic Centre
	Once your lesson is complete, make your way back to rentals to return all equipment and then make your way to the bus to head home.	



For lift, lessons and rentals contact:
Kevin Jones | **Groups Specialist**
Sun Peaks Resort LLP
250.578.5550
sales@sunpeaksresort.com








For accommodation contact:
Tourism Sun Peaks
250.578.5380
admin@sunpeakstourism.com



SLOPESIDE SCHOOL PROGRAM

Ability Levels

-  **Level 1** - I have never tried skiing / snowboarding before.
-  **Level 2** - I have tried skiing / snowboarding a few times and would like to improve my confidence and turning skills in the beginner area, work on speed control and turning before heading for the chairlift.
-  **Level 3** - I have been on a quad chairlift before and am skiing / riding green runs comfortably. I would like to work on controlling my speed on steeper green and easy blue runs.
-  **Level 4** - I enjoy blue groomed runs and would like to develop my skills and confidence at a faster speed on all aspects of blue terrain.
-  **Level 5** - I am very confident on blue runs and enjoy black runs. I would like to refine my skills on all types of challenging terrain including steep groomers, bumps, powder, etc.

Rentals

It is the responsibility of the individual renting equipment to return it to the Rental Department at the end of the day. It is the responsibility of the group leader to ensure that all of the renters understand that they will be expected to pay full replacement costs for any lost, stolen or damaged equipment. A waiver needs to be filled and signed by a parent or guardian prior to the visit – see booking information for more details.

Teachers and Chaperones

Students must carry identification and a contact / school name at all times in case of an emergency. Please ensure we have updated contact information for on-site teachers and chaperones. Groups must bring an **additional vehicle** in case a student needs off-mountain medical attention.

Your cooperation in helping to educate others and reporting reckless skiers / snowboarders to ski patrol is welcomed and encouraged.

Important! How to Contact Patrol

250.578.5521

When a reporting an injured or missing person please call 250.578.5521



For lift, lessons and rentals contact:
Kevin Jones | **Groups Specialist**
Sun Peaks Resort LLP
250.578.5550
sales@sunpeaksresort.com



For accommodation contact:
Tourism Sun Peaks
250.578.5380
admin@sunpeakstourism.com